

Chapter 2

Nuclear Reactions in Stars

This chapter is divided into three parts:

- preliminaries: relating rates to cross sections; thermal distributions; thermally averaged rates; and the S-factor
- application to the pp chain
- He burning

2.1 Reactions

2.1.1 Rates and cross sections

We want to consider the reaction

$$1(p_1) + 2(p_2) \rightarrow 1'(p_{1'}) + 2'(p_{2'})$$

where the four-momentum of particle 1 is given by p_1 , etc. The rate (events/unit time in some volume V) is

$$\frac{dN}{dt} = \int d\vec{x} \rho_1(p_1, \vec{x}) \rho_2(p_2, \vec{x}) |\vec{v}_1 - \vec{v}_2| \sigma_{12}(p_1, p_2)$$

where $\rho_1(p_1, \vec{x})$ is the number density of particles of type 1 with four-momentum p_1 (that is, the number of particles per unit volume). The relative velocity is defined

$$|\vec{v}_1 - \vec{v}_2| = \frac{\sqrt{(p_1 \cdot p_2)^2 - m_1^2 m_2^2}}{E_1 E_2}$$

where the dot product the the four vector is defined

$$p_1 \cdot p_2 = E_1 E_2 - \vec{p}_1 \cdot \vec{p}_2$$

To convince yourself that this is a reasonable definition:

1) Evaluate this in the rest frame of particle 2, which mean $p_2 = (m_2, \vec{p}_2 = \vec{0})$. The answer is $|\vec{p}_1|/E_1 = v_1$.

2) Evaluate this for 1 and 2 being nonrelativistic, so that $p_1 = (m_1 + \frac{p_1^2}{2m_1}, \vec{p}_1)$. One finds the result

$$\frac{m_1 m_2 |\vec{v}_1 - \vec{v}_2|}{E_1 E_2} \sim |\vec{v}_1 - \vec{v}_2|$$

Suppose the densities above are constant over the volume of interest (some region within a star). Then the integral over \vec{x} is simple, yielding

$$r = \text{events/unit time/unit volume} = \frac{1}{V} \frac{dN}{dt} = \frac{\rho_1 \rho_2}{1 + \delta_{12}} |\vec{v}_1 - \vec{v}_2| \sigma_{12}$$

Note the factor of $1 + \delta_{12}$. The rate should be proportional to the number of pairs of interacting particles in the volume. If the particles are distinct, that is just

$$\sum_{ij} \propto \rho_1 \rho_2$$

But if the particles are identical, the sum over distinct pairs is

$$\frac{1}{2} \sum_{ij} \propto \frac{1}{2} \rho_1 \rho_2$$

2.1.2 Decay rates

Another process of interest in stars is the decay of particle 1 to possible final states, which we might number 2,3,4, etc. In this case “2” might stand for a final nucleus, an electron, and an antineutrino, in the case of β decay.

The rate can be written

$$r = \text{nodecays/unit time/unit volume} = \rho_1 (\omega_{12} + \omega_{13} + \omega_{14} + \dots)$$

where each ω describes a decay channel and is given in units of 1/sec. The mean lifetime is defined

$$\tau_{12} = \langle t \rangle = \int_0^\infty e^{-\omega_{12} t} t dt = \frac{1}{\omega_{12}}$$

Note that the half-life is defined by

$$\frac{1}{2} = e^{-\omega_{12}\tau_{12}^{1/2}} \Rightarrow \tau_{12}^{1/2} = \frac{\ln 2}{\omega_{12}} = \ln 2 \tau_{12}$$

As the total decay rate is

$$\omega_{\text{total}} = \omega_{12} + \omega_{13} + \dots$$

it follows

$$\frac{1}{\tau_{\text{total}}} = \frac{1}{\tau_{12}} + \frac{1}{\tau_{13}} + \dots$$

2.1.3 Thermal distributions

The particles in our stellar plasma have a distribution of momenta characterized by their temperature. Thus to get total rates we need to integrate the expressions above over those distributions.

We consider three distributions:

a) Maxwell Boltzmann distribution

$$n_s = \frac{g_s}{e^{(\alpha + \epsilon_s/kT)}}$$

b) Fermi-Dirac distribution

$$n_s = \frac{g_s}{e^{(\alpha + \epsilon_s/kT)} + 1}$$

c) Bose-Einstein

$$n_s = \frac{g_s}{e^{(\alpha + \epsilon_s/kT)} - 1}$$

The particle energy ϵ_s above is $\sqrt{p^2 + m^2}$.

The Fermi-Dirac distribution describes identical fermions. We write

$$\alpha = -\frac{\epsilon_F}{kT}$$

so that as $kT \rightarrow 0$,

$$\frac{g_s}{e^{(\epsilon_s - \epsilon_F)/kT} + 1} \rightarrow \begin{cases} 0 & \text{if } \epsilon_s \geq \epsilon_F \\ g_s & \text{if } \epsilon_s \leq \epsilon_F \end{cases}$$

Thus ϵ_F is often called the Fermi level, as it divides the low-energy completely occupied levels from the higher energy completely unoccupied levels. Of course, at finite temperatures, this demarcation is not sharp.

We can integrate over some finite, uniform volume V to count the total number of contained fermions

$$N_o = \frac{V}{h^3} \int d\vec{k} \frac{\tilde{g}_s}{e^{(\epsilon - \epsilon_F)/kT} + 1} \quad [*]$$

In this expression (ϵ, \vec{k}) is the particle four-momentum and \tilde{g}_s represents the REMAINING degeneracy of the quantum level of energy ϵ , e.g., perhaps the spin and isospin degeneracy. The degeneracy due to momentum

$$d\vec{k} = 4\pi k^2 dk \text{ where } \epsilon = \frac{k^2}{2m}$$

is included explicitly in the integral. We can rewrite the above integral as an integral over energy

$$N_o = \frac{V}{h^3} 4\pi \tilde{g}_s \sqrt{2m^3} \int_0^\infty \frac{\sqrt{\epsilon} d\epsilon}{e^{\epsilon - \epsilon_F/kT} + 1}$$

Now at $kT = 0$ the exponential goes to zero for $\epsilon \leq \epsilon_F$ and infinity otherwise. Therefore

$$N_o = \frac{V}{h^3} 4\pi \tilde{g}_s \sqrt{2m^3} \int_0^{\epsilon_F} \sqrt{\epsilon} d\epsilon$$

which then defines the Fermi energy ϵ_F in terms of the number density N_o/V

$$\epsilon_F(kT = 0) = \frac{h^2}{m} \left(\frac{1}{2\tilde{g}_s^2} \right)^{1/3} \left(\frac{3N_o}{8\pi V} \right)^{2/3}$$

Note for electrons, with two spin states, the second factor on the RHS would be $1/2$ ($\tilde{g}_s = 1/2$).

It should be clear that for general kT , one has to solve the full equation [*] to relate ϵ_F to kT, N_o . And it turns out the ϵ_F is a slowly varying function of kT . A picture of $N(\epsilon)$, the number of particles of energy ϵ , is sketched on the following page. The region around the Fermi surface gradually “softens” as kT is increased, in accordance with the naive expectation that particles with kT of the Fermi surface ought to be occasionally excited above the Fermi surface.

The Maxwell-Boltzmann distribution describes the behavior of identical, distinguishable particles and can be thought of as the classical limit of Fermi-Dirac statistics, where quantum effects associated with exchange are unimportant. The common situation we will encounter is when the density is low (so that ϵ_F goes to 0) and the particles are nonrelativistic. Then ϵ_s/kT is a large number, and the Fermi-Dirac distribution goes over to the Maxwell-Boltzmann distribution. We used this result in the big bang discussion, where these two conditions are met.

Some typical uses of the Maxwell-Boltzmann distribution in astrophysics:

- Describing the occupation of levels in well-isolated atoms. This is appropriate when quantum effects due to electrons in the plasma and due to other atoms are unimportant.
- Describing molecular excitations, such as rotations.

As an example, consider a two-level atom, that is, one with a ground state (which we will take to be $1s_{1/2}$) and an excited state $1p_{3/2}$. The MB weights are, respectively,

$$2e^{-\epsilon_{gs}/kT} \text{ and } 4e^{-\epsilon_{ex}/kT}$$

Thus the population of the excited state is

$$\frac{2e^{-(\epsilon_{ex}-\epsilon_{gs})/kT}}{1 + 2e^{-(\epsilon_{ex}-\epsilon_{gs})/kT}}$$

The result we will use frequently is the Maxwell-Boltzmann velocity distribution law, which comes immediately from [*]

$$N_1(\vec{v}_1)d\vec{v}_1 = N_1\left(\frac{m_1}{2\pi kT}\right)^{3/2}e^{-m_1v_1^2/kT}d\vec{v}_1$$

We will not use the Bose-Einstein distribution, which describes the distribution of identical bosons. But it has astrophysics applications in matters such as pion and kaon condensation in dense nuclear matter, etc.

2.1.4 Thermally averaged rates

We now discuss reactions of nonrelativistic charged nuclei in a stellar plasma, where the nuclei have a distribution of velocities. The rate formula discussed earlier for $1+2 \rightarrow 1'+2'$ can be generalized to take care of the velocity distribution

$$r = \frac{N_1N_2}{1 + \delta_{12}}v\sigma_{12}(v) \rightarrow \frac{N_1N_2}{1 + \delta_{12}}\langle v\sigma_{12}(v) \rangle$$

where $\langle \rangle$ represents a thermal average. Note that we have written the cross section as a function of the relative velocity v : this is ok as the total cross section is invariant under Galilean transformations (as is the rate), so it must have this form.

Now we use our Maxwell-Boltzmann velocity distribution

$$N_1 \rightarrow \int N_1(\vec{v}_1)d\vec{v}_1 = N_1 \int \left(\frac{m_1}{2\pi kT}\right)^{3/2}e^{-m_1v_1^2/2kT}d\vec{v}_1$$

to define this thermal average

$$\langle v\sigma_{12}(v) \rangle = \int d\vec{v}_1d\vec{v}_2\left(\frac{m_1}{2\pi kT}\right)^{3/2}\left(\frac{m_2}{2\pi kT}\right)^{3/2}e^{-(m_1v_1^2+m_2v_2^2)/2kT}\sigma_{12}(v)v$$

We introduce the center-of-mass and relative velocities

$$\vec{v}_{cm} = \frac{m_1\vec{v}_1 + m_2\vec{v}_2}{m_1 + m_2}$$

$$\vec{v}_{rel} = \vec{v} = \vec{v}_1 - \vec{v}_2$$

so that

$$\vec{v}_1 = \vec{v}_{cm} + \frac{m_2 \vec{v}}{m_1 + m_2}$$

$$\vec{v}_2 = \vec{v}_{cm} - \frac{m_1 \vec{v}}{m_1 + m_2}$$

With these definitions,

$$e^{-(m_1 v_1^2 + m_2 v_2^2)/2kT} = e^{-((m_1 + m_2)v_{cm}^2 + \mu v^2)/2kT}$$

where $\mu = \frac{m_1 m_2}{m_1 + m_2}$ is the reduced mass.

Now

$$\int d\vec{v}_1 d\vec{v}_2 = \int d\left(\frac{\vec{v}_1 - \vec{v}_2}{\sqrt{2}}\right) d\left(\frac{\vec{v}_1 + \vec{v}_2}{\sqrt{2}}\right) = \int d\vec{v} d\left(\frac{\vec{v}_1 + \vec{v}_2}{2}\right)$$

But

$$\vec{v}_{cm} = \frac{1}{2}(\vec{v}_1 + \vec{v}_2) + \frac{1}{2}\left(\frac{m_1 - m_2}{m_1 + m_2}\right)\vec{v}$$

Therefore

$$\int d\vec{v}_1 d\vec{v}_2 = \int d\vec{v} \int d\vec{v}_{cm}$$

If we make this transformation in our expression for r , the entire dependence on \vec{v}_{cm} is

$$\int d\vec{v}_{cm} e^{-(m_1 + m_2)v_{cm}^2/2kT} = \left(\frac{2\pi kT}{m_1 + m_2}\right)^{3/2}$$

So we derive our desired result

$$r = \frac{N_1 N_2}{1 + \delta_{12}} \left(\frac{\mu}{2\pi kT}\right)^{3/2} \int d\vec{v} \sigma_{12}(v) v e^{-\mu v^2/2kT}$$

important result:

the relative velocity distribution

is a Maxwellian

based on the reduced mass

This can be written

$$r = \frac{N_1 N_2}{1 + \delta_{12}} 4\pi \left(\frac{\mu}{2\pi kT} \right)^{3/2} \int_0^\infty v^3 dv \sigma_{12}(v) e^{-\mu v^2 / 2kT}$$

In the center of mass

$$v_{cm} = 0 \Rightarrow \vec{v}_1 = \frac{-m_2}{m_1} \vec{v}_2$$

so that

$$\vec{v} = \vec{v}_1 - \vec{v}_2 = \vec{v}_1 \left(\frac{m_1 + m_2}{m_2} \right)$$

Thus

$$\vec{v}_1 = \left(\frac{m_2}{m_1 + m_2} \right) \vec{v} \quad \vec{v}_2 = - \left(\frac{m_1}{m_1 + m_2} \right) \vec{v}$$

leading to

$$E = E_{cm} = \frac{m_1}{2} v_1^2 + \frac{m_2}{2} v_2^2 = \frac{\mu}{2} v^2$$

Therefore $dE = \mu v dv$ and

$$r = \frac{N_1 N_2}{1 + \delta_{12}} \sqrt{\frac{8}{\pi \mu}} \left(\frac{1}{kT} \right)^{3/2} \int_0^\infty E dE \sigma_{12}(E) e^{-E/kT}$$

2.1.5 Nonresonant reactions

Nuclear reactions of various types can occur in stars. The first division is between charged reactions and neutron-induced reactions. The physics distinctions are the Coulomb barrier suppression of the former, and the need for a neutron source in the latter.

The charged particle reactions can also be divided in several classes. First, it is helpful to develop a general physical picture of the process $1 + 2 \rightarrow 1' + 2'$ as the merging of 1 and 2 to form a compound nucleus, followed by the decay of that nucleus into $1' + 2'$. The notion of the compound nucleus is important: a nucleus is formed that is clear unstable, as it was formed from 1+2 and therefore can decay at least into the 1+2 channel. Yet it is

a long-lived state in the sense that it exists for a time much much longer than the transit time of a nucleon to cross the nucleus. Although the picture is not entirely accurate, it is nevertheless helpful to envision the following analogy. Imagine a shallow ashtray, the bottom of which has a fairly uniform covering of marbles. Now put a marble on the flat lip of the ashtray and give it a push, so that it rolls to the bottom of the ashtray with some kinetic energy. All collisions will be assumed elastic. Thus the system that one has created is unstable: there is enough energy for the system to eject the marble back to the lip of the ashtray and thus off to infinity. But once the marble collides with the other marbles in the bottom of the ashtray, the energy is shared among the marbles. It becomes extremely improbable for one marble to get all of the energy, enabling it to escape. This is thus the picture of a compound nucleus, an unstable state that nevertheless is long lived, as it can only fission by a very improbable circumstance where one nucleon (or group of nucleons) acquires sufficient energy to escape.

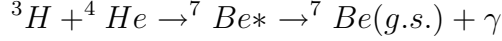
If one probes a nucleus above its particle breakup threshold - this would be the intermediate nucleus in the discussion above - one will observe resonances, states that are not eigenstates but instead are unstable and thus have some finite spread in energy. You may be familiar with some examples from quantum mechanics: the case often first studied is the shape resonances that occur when scattering particles off a well, such as a square well. Such states usually carry a large fraction of the scattering strength and can be thought of as quasistationary states.

The charged particles break up into two classes, resonant (where the incident energy corresponds to a resonance) and nonresonant. The first applications we will make involve nonresonant reactions, so this is the example we will do in some detail.

A picture of a nonresonant charged particle reaction is shown in the figure. It depicts barrier penetration: the incident energy is well below the Coulomb barrier, so the classical turning

point is well outside the region of the strong potential where fusion can occur. But this energy is not coincident with any of the resonant quasistates.

Suppose we were interested in the reaction



where ${}^7Be^*$ is the intermediate nucleus formed in the fusion. To calculate the cross section, it will prove sufficient to ask the following question: given the nucleus ${}^7Be^*$, what is the probability for it to decay into the channels ${}^3H + {}^4He$ and ${}^7Be(g.s.) + \gamma$? The former will be related by time reversal to the probability for forming the compound nucleus.

For definiteness we ask for the rate for decaying into ${}^3H + {}^4He$. This is

$$\lambda({}^7Be^*) = \frac{1}{\tau} = \text{prob./sec for flux of } {}^3H/{}^4He \text{ through a sphere at very large } r$$

where r is the relative coordinate of the 3He and 4He . This can be written

$$\begin{aligned} \lim(r \rightarrow \infty) \quad v \int r^2 \sin \theta d\theta d\phi |\Psi(r, \theta, \phi)|^2 \\ = \lim(r \rightarrow \infty) \quad v \int \left| \frac{\chi_l(r)}{r} \right|^2 |Y_{lm}|^2 r^2 \sin \theta d\theta d\phi = v |\chi_l(\infty)|^2 \end{aligned}$$

Note that $|\chi_l(\infty)|^2$ is a constant for very large r . We can write this result as follows

$$\lambda = v P_l |\chi_l(R_N)|^2$$

$$P_l = \frac{|\chi_l(\infty)|^2}{|\chi_l(R_N)|^2}$$

where $|\chi_l(R_N)|^2$ is a strong interaction quantity that depends on the wave function at the nuclear radius.

The first term above is the penetration factor, the square of the ratio of the wave function at the nuclear surface to that at infinity. If the Coulomb barrier is high, this penetration

factor will be very small because the tunneling probability is low. The simplest estimate of this would come from treating the wave function as a pure Coulomb wave function. The Coulomb radial equation is

$$\left(\frac{1}{2\mu} \frac{d^2}{dr^2} + \frac{l(l+1)}{2\mu r^2} + \frac{\alpha Z_1 Z_2}{r} - E\right) \chi_l(r) = 0$$

where r is the relative ${}^3H\text{-}{}^4He$ coordinate. Defining

$$E = p/2\mu \quad \rho = pr \quad \eta = \frac{\alpha Z_1 Z_2}{v} = \frac{\alpha Z_1 Z_2 \mu}{p} = \alpha Z_1 Z_2 \sqrt{\frac{\mu}{2E}}$$

the outgoing solution corresponds to the following combination of the standard Coulomb functions

$$A(G_l(\rho) + iF_l(\rho)) \rightarrow (asr \rightarrow \infty) \quad A(e^{i(pr - l\pi/2 - \eta \ln 2p + \sigma_l)} \sim Ae^{ipr}$$

Thus we find the penetration factor

$$P_l = \frac{|\chi_l(\infty)|^2}{|\chi_l(R_N)|^2} = \frac{1}{|F_l(pR_N)|^2 + |G_l(pR_N)|^2}$$

And values for the penetration could be obtained by looking up numerical values.

While the above is formally an exact solution in the region outside the nuclear potential, it is difficult to see the physics. But there is an approximate approach that does bring out the physics, illustrating both the basic penetration probability and the effects of higher partial waves and the finite nuclear radius. The method is described in Clayton and is based on the WKB approximation, in which the Schroedinger equation is solved via an expansion in powers of \hbar . Thus this is a semiclassical approximation. The derivation takes a full lecture and thus is not appropriate here. So I will just quote the answer and refer those interested to Clayton.

$$P_l^{WKB} \sim \sqrt{\frac{E_c}{E}} e^{\left[-\frac{2\pi\alpha Z_1 Z_2}{v} + 4\sqrt{2\mu R_N^2 E_c} - \frac{2l(l+1)}{\sqrt{2\mu R_N^2 E_c}} \right]}$$

where $E_c = Z_1 Z_2 \alpha / R_N$ is the Coulomb potential at the nuclear surface and R_N is the nuclear radius. This expression for the penetration factor consists of three terms

- The leading Gamow factor, which also comes from the $l=0$ Coulomb expression we derived earlier
- The effects of the angular momentum barrier, proportional to $l(l+1)$, which suppresses the contributions of higher partial waves
- The third term shows that the nuclear radius effects the penetration

If we take some reaction like $^{12}\text{C}(p, \gamma)^{13}\text{N}$, the theory of compound nucleus reactions gives the cross section for $\alpha \rightarrow \beta$ (e.g., $\alpha = 1+2$ and $\beta = 1'+2'$) as

$$\sigma_{\beta\alpha} = \frac{\pi}{k^2} \frac{\Gamma_\beta \Gamma_\alpha}{(E - E_r)^2 + (\frac{\Gamma}{2})^2}$$

Here E_r is the energy of the nearest resonance, $\Gamma = \Gamma_\alpha + \Gamma_\beta + \dots$ is the total width, and k is the wave number. Widths are related to the decay rate we have calculated by $\Gamma = \hbar\lambda$ and thus have the units of energy: the larger the width, the faster the decay, in accordance with the uncertainty principle. And $\hbar k = p$, so the wave number k has the dimensions of 1/length. Thus it is clear that the cross section so defined has the proper units. Now the definition of a nonresonant reaction is that $(E - E_r)$ is much larger than Γ , so that one is a long way from the resonance. The denominator above is then relatively smooth: it can be quite smooth if there are a number of contributing distant resonances. Noting

$$\frac{1}{k^2} \propto \frac{1}{E} \quad \Gamma_\alpha \propto v P_l |\chi_l(R_N)|^2 \propto \sqrt{E} \frac{1}{\sqrt{E}} e^{-\frac{2\pi\alpha Z_1 Z_2}{v}}$$

it follows that

$$\sigma \propto \frac{1}{E} e^{-\frac{2\pi\alpha Z_1 Z_2}{v}}$$

motivating the definition of the S-factor

$$\sigma = \frac{1}{E} e^{-\frac{2\pi\alpha Z_1 Z_2}{v}} S(E) \propto \frac{1}{E} e^{-\frac{b}{\sqrt{E}}} S(E)$$

Effectively what one has done is to remove the most rapid dependence on energy, the dependence that would correspond to the s-wave interaction of two charged particles. What

remains is a much more gently changing function $S(E)$, which contains a lot of physics: the effects of finite nuclear size, high partial waves, etc. The importance of the $S(E)$ is that it can be fitted to experimental cross section measurements made at energies higher than those characteristic of stars. But if $S(E)$ evolves slowly, it can be extrapolated to lower energies that are relevant to stellar burning. This limits the need for nuclear theory: one needs to estimate the shape of $S(E)$ as a function of E , but not its magnitude, as the magnitude can be pegged to experiment. This is the strategy followed for the nonresonant reactions of interest in solar burning.

2.1.6 Thermally averaged cross sections

The leading Coulomb effect - the Gamow penetration factor - is a sharply rising function of E . The Maxwell-Boltzmann distribution has an exponentially declining high-energy tail. Thus one immediately sees that $\langle\sigma v\rangle$ involves a sharp competition between these two effects, leading to some compromise most-effective-energy. This is illustrated in the figure. We can determine this energy:

$$\langle\sigma v\rangle = \sqrt{\frac{8}{\pi\mu}}\left(\frac{1}{kT}\right)^{3/2} \int_0^\infty E dE e^{-E/kT} \frac{1}{E} e^{-2\pi\alpha Z_1 Z_2/v} S(E)$$

Recalling $v = \sqrt{2E/\mu}$ and defining

$$b = 2\pi\alpha Z_1 Z_2 \sqrt{\frac{\mu}{2}}$$

this integral becomes

$$\sqrt{\frac{8}{\pi\mu}}\left(\frac{1}{kT}\right)^{3/2} \int_0^\infty dE S(E) e^{-(E/kT+b/\sqrt{E})}$$

Clearly the exponential is small at small E and at large E .

Now $S(E)$ is assumed to be a slowly varying function. The standard method for estimating such an integral, then, is to find the energy that maximizes the exponential, and expand around this peak in the integrand. This corresponds to solving

$$\frac{d}{dE} \left(\frac{E}{kT} + \frac{b}{\sqrt{E}} \right) = 0$$

The solution is

$$b = \frac{2E_o^{3/2}}{kT}$$

We now expand the argument of the exponential around this peak energy

$$f(E) = \frac{E}{kT} + \frac{b}{\sqrt{E}} \sim f(E_o) + (E - E_o) \frac{df}{dE_o} + \frac{1}{2} (E - E_o)^2 \frac{d^2f}{dE_o^2} + \dots$$

But as $f'(E_o)$ vanishes by definition of E_o

$$= f(E_o) + f''(E_o) \frac{1}{2} (E - E_o)^2 + \dots$$

It follows

$$\begin{aligned} \langle \sigma v \rangle &\sim \sqrt{\frac{8}{\pi\mu}} \left(\frac{1}{kT} \right)^{3/2} \int_0^\infty dE S(E) e^{-f(E_o)} e^{-\frac{1}{2}(E-E_o)^2 f''(E_o)} \\ &\sim \sqrt{\frac{8}{\pi\mu}} \left(\frac{1}{kT} \right)^{3/2} S(E_o) e^{-f(E_o)} \int_{-\infty}^\infty dE e^{-\frac{1}{2}(E-E_o)^2 f''(E_o)} \end{aligned}$$

In deriving this result, we have assume $S(E)$ is slowly varying in the vicinity of the integrand peak at E_o , and thus can be replaced by its value at the peak. Note our formula could easily be improved by doing a Taylor expansion on $S(E)$

$$\text{e.g., } S(E) \sim S(E_o) + (E - E_o) \frac{dS}{dE_o} + \dots$$

Thus our final answer would have an additional contribution due to $S'(E_o)$.

But if we just keep $S(E_o)$, the integral can be done, yielding

$$\begin{aligned} \text{integral} &= \sqrt{\frac{2\pi}{f''(E_o)}} \Rightarrow \\ \langle \sigma v \rangle &= \frac{4}{\sqrt{\mu}} \left(\frac{1}{kT} \right)^{3/2} S(E_o) \frac{e^{-f(E_o)}}{\sqrt{f''(E_o)}} \end{aligned}$$

Now

$$f''(E_o) = \frac{3b}{4E_o^{5/2}} = \frac{3}{2E_o kT}$$

$$f(E_o) = \frac{E_o}{kT} + \frac{b}{\sqrt{E_o}} = \frac{3E_o}{kT}$$

Thus

$$\langle \sigma v \rangle = \frac{4}{\sqrt{\mu}} \left(\frac{1}{kT} \right)^{3/2} S(E_o) e^{-3E_o/kT} \sqrt{\frac{2E_o kT}{3}}$$

With a little algebra this can be reexpressed

$$= \frac{16}{9\sqrt{3}} \frac{1}{\mu} \frac{1}{2\pi\alpha Z_1 Z_2} S(E_o) e^{-3E_o/kT} \left(\frac{3E_o}{kT} \right)^2$$

Now we define a quantity A by

$$AM_N = \frac{A_1 A_2}{A_1 + A_2} M_N \sim \frac{m_1 m_2}{m_1 + m_2} = \mu$$

where M_N is the nucleon mass. Substituting this in, evaluating some constants, and dividing out the dimensions of S (note S has the units of a cross section times energy) yields

$$r_{12} = \frac{N_1 N_2}{1 + \delta_{12}} (7.21 \cdot 10^{-19} \text{cm}^3/\text{sec}) \frac{1}{AZ_1 Z_2 \text{ keV barns}} S(E_o) e^{-3E_o/kT} \left(\frac{3E_o}{kT} \right)^2$$

Note that the overall dimensions are clearly $1/(\text{cm}^3 \text{sec})$, as the number densities have units $1/\text{cm}^3$. Also remember that a barn = 10^{-24}cm^2 .

Now E_o defines the peak of the contributions to $\langle \sigma \rangle$. From its definition

$$E_o = \left(\frac{ktb}{2} \right)^{2/3} \Rightarrow$$

$$\frac{E_o}{kT} = \left(\frac{\pi\alpha Z_1 Z_2}{\sqrt{2}} \right)^{2/3} \left(\frac{\mu c^2}{kT} \right)^{1/3}$$

where the speed of light has been reinserted to make it explicit that this quantity carries no units. For example, in the center of our sun $kT \sim 1.5 \cdot 10^7 \text{K} \sim 1.3 \text{keV}$. So if we plug in the appropriate numbers for the ${}^3\text{He} + {}^3\text{He}$ reaction one finds

$$E_o \sim 16.5kT \sim 21.5\text{keV}$$

One could compare this to the average energy of a Maxwell- Boltzmann distribution of particles of $\langle E \rangle \sim 3 \text{ kT}$. Thus, indeed, the reactions are occurring far out on the Boltzmann tail, where nuclei have a better chance of penetrating the Coulomb barrier.

It might be helpful at this point to walk through the example of $^{12}\text{C}+p$ going to ^{13}N . If we define the zero of energy as that of the ^{12}C nucleus and proton at rest, then ^{13}N is bound by 1.943 MeV. Furthermore there is a resonance in ^{13}N at 2.367 MeV, 424 keV above the zero of energy. Thus a $^{12}\text{C}+p$ collision at a center-of-mass energy of 424 keV would be directly on resonance. In the lab frame, this corresponds to a 460 keV proton incident on a ^{12}C nucleus at rest.

The cross section is

$$\begin{aligned} \sigma &= \frac{1}{E} S(E) e^{\frac{-2\pi\alpha Z_1 Z_2}{v}} \\ &= \frac{\pi}{k^2} \frac{\Gamma_p(E) \Gamma_\gamma}{(E - E_r)^2 + (\Gamma/2)^2} \end{aligned}$$

One can reexpress the S-factor, then, as

$$S(E) = \frac{\pi}{2\mu} \frac{\Gamma_\gamma}{(E - E_r)^2 + (\Gamma/2)^2} \left(e^{2\pi\alpha Z_1 Z_2/v} \Gamma_p(E) \right)$$

Now the product of the exponential and Γ_p on the right should be roughly energy independent, as the exponential cancels the penetration probability buried in Γ_p . Thus the assumption the S(E) is weakly energy dependent requires that one not be too close to the resonance.

If one examines this system experimentally, the results are as shown in the figures at the back of the previous set of notes. Note that S(E) is quite smooth below above 300 keV. Thus data in the 100-300 keV range can be used to extrapolate the measured cross section

to the region of interest for p burning via the CNO cycles. In contrast, the raw cross section varies over 9 orders of magnitude. Note that the theory curve, which takes into account the resonance, does quite well throughout the illustrated region. Thus the success of theory in the 100-400 keV region gives one great confidence that the values extrapolated to 20-50 keV are correct. The sharp steeping of $S(E)$ above 400 keV lab energy is a clear indication of the resonance at 460 keV lab proton energy.

What about resonant reactions? That is, suppose we had some astrophysical setting where the relevant value of E_o was not as above (~ 35 keV), but in fact sat on the resonance at 424 keV center-of-mass energy? If the resonance is narrow (usually the case) compared to the typical spread of relevant energies of the colliding nuclei, $\langle\sigma v\rangle =$

$$\begin{aligned} & \sqrt{\frac{8}{\pi\mu}} \left(\frac{1}{kT}\right)^{3/2} \int_0^\infty E dE e^{-E/kT} \frac{\pi}{2\mu E} \frac{\Gamma_p \Gamma_\gamma}{(E - E_r)^2 + (\Gamma/2)^2} \\ & \sim \sqrt{\frac{8}{\pi}} \frac{\pi}{2} \left(\frac{1}{\mu kT}\right)^{3/2} \Gamma_p \Gamma_\gamma e^{-E_r/kT} \int_{-\infty}^\infty dE \frac{1}{(E - E_r)^2 + (\Gamma/2)^2} \end{aligned}$$

The integral is $2\pi/\Gamma$, so

$$\langle\sigma v\rangle_{\text{resonant}} = \left(\frac{2\pi}{\mu kT}\right)^{3/2} \frac{\Gamma_p \Gamma_\gamma}{\Gamma} e^{-E_r/kT}$$

If the only open channels for decay of the compound nucleus are proton and γ emission, then $\Gamma = \Gamma_p + \Gamma_\gamma$. If Γ_p greatly exceeds Γ_γ , then

$$\frac{\Gamma_p \Gamma_\gamma}{\Gamma} \sim \Gamma_\gamma$$

That is, the rate depends only on the γ width. The opposite limit, a very small Γ_p , which might occur in a low energy resonance in a high Z target, yields a rate that depends only on Γ_p , which governs the formation probability of the compound nucleus.

2.1.7 The pp chain and the standard solar model

We now start a discussion of stars that burn hydrogen through the pp and CNO cycles, such as our sun and similar stars. Almost all stars lying along the main sequence - perhaps 80% of the stars we observed - are thought to be hydrogen burning. The main sequence is a track of stars in the Hertzsprung-Russell diagram, or HR diagram. The HR diagram is a plot of stars on a plane where the vertical axis is the luminosity and the horizontal axis is the surface temperature (as measured by the color of the star). Stellar luminosities vary from ($10^{-4} - 10^6$) that of our sun, with surface temperatures vary from 2000-50000K.

The most obvious properties that one can use to characterize a star are its surface temperature T_s , luminosity L , and radius R . The former two are accessible to observation, but generally the radius is not. Yet it is easy to see that there is a relationship between these properties. If we pretend stars radiate as black bodies, then the energy emitted per unit time per unit surface area is given by the Stefan-Boltzmann black-body radiation law, σT_s^4 , where $\sigma = 5.67 \times 10^{-5}$ ergs/K⁴/s/cm². Thus the star's luminosity is

$$L = 4\pi R^2 \sigma T_s^4$$

We can normalize things to solar properties to rewrite this as

$$\frac{L}{L_{solar}} = \left(\frac{R}{R_{solar}}\right)^2 \left(\frac{T_s}{T_{solar}}\right)^4.$$

Though this result is true only for a blackbody, it makes it plausible that a plot of luminosity vs. temperature might yield a one-dimensional path in the plane parameterized by the radius, and thus the mass, of the star, provided that the stars have similar internal structure. For example, if a class of stars radiated as blackbodies, the trajectory would be as described above.

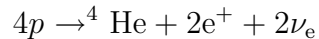
This was basically the discovery of Hertzsprung and Russell. The HR diagram on the next page shows a dominant trajectory - the main sequence - running from high temperature to low temperature. It also shows other classes of stars that reside well off the main sequence.

The sun is situated on the main sequence according to its observed surface temperature of about 6500 K. Stars at the upper left - on the main sequence with temperatures 4 times that of the sun and luminosities 6 orders of magnitude larger - would have a radius about 60 times that of our sun. The red, cool, dwarf stars in the lower right of the main sequence, with luminosities about 2000 times lower than the sun and temperatures about half that of the sun, have radii about 0.1 that of the sun. Other classes of stars are well separated from the main sequence. One group has luminosities on the order of 10^4 and temperatures again about half that of the sun. Thus these supergiants would correspond to a radius about 400 times that of the sun. Red giants, which form another patch off the main sequence, have a radius about 50 times that of our sun. White dwarfs - with luminosities about 1/200 of solar and temperatures twice solar - would correspond to a radius of about 1/50th that of the sun. These sit well below the main sequence.

The sun is our “test case” for developing a theory of main-sequence stellar evolution. We know far more about this star - its age, luminosity, radius, surface composition, and even its neutrino luminosity and helioseismology - than any other star. Solar models trace the evolution of the sun over the past 4.6 billion years of main sequence burning, thereby predicting the present-day temperature and composition profiles of the solar core that govern energy production. Standard solar models share four basic assumptions:

- The sun evolves in hydrostatic equilibrium, maintaining a local balance between the gravitational force and the pressure gradient. To describe this condition in detail, one must specify the equation of state as a function of temperature, density, and composition.
- Energy is transported by radiation and convection. While the solar envelope is convective, radiative transport dominates in the core region where thermonuclear reactions take place. The opacity depends sensitively on the solar composition, particularly the abundances of heavier elements.

- Thermonuclear reaction chains generate solar energy. The standard model predicts this energy is produced from the conversion of four protons into ${}^4\text{He}$.



About 98% of the time this occurs through the pp chain, with the CNO cycle contributing the remaining 2%. The sun is a large but slow reactor: the core temperature, $T_c \sim 1.5 \cdot 10^7$ K, results in typical center-of-mass energies for reacting particles of ~ 10 keV, much less than the Coulomb barriers inhibiting charged particle nuclear reactions. Thus reaction cross sections are small, and one must go to significantly higher energies before laboratory measurements are feasible. These laboratory data must then be extrapolated to the solar energies of interest, as we discussed previously.

- The model is constrained to produce today’s solar radius, mass, and luminosity. An important assumption of the standard model is that the sun was highly convective, and therefore uniform in composition, when it first entered the main sequence. It is furthermore assumed that the surface abundances of metals (nuclei with $A > 5$) were undisturbed by the subsequent evolution, and thus provide a record of the initial solar metallicity. The remaining parameter is the initial ${}^4\text{He}/\text{H}$ ratio, which is adjusted until the model reproduces the present solar luminosity after 4.6 billion years of evolution. The resulting ${}^4\text{He}/\text{H}$ mass fraction ratio is typically 0.27 ± 0.01 , which can be compared to the big-bang value of 0.23 ± 0.01 . (Note that today’s surface abundance can differ from this value due to diffusion of He over the lifetime of the sun.) Note that the sun was formed from previously processed material.

The “standard solar model” is the terminology used to describe models, such as that of Bahcall and Pinsonneault, that implement the above physics in a computer code, then evolve the sun forward from the onset of main sequence burning. Generally calculations are one-

dimensional, which means that the physics such as convection can not arise dynamically. It can, and sometimes is, put in phenomenologically, through approximations such as “mixing length theory.”

The model that emerges is an evolving sun. As the core’s chemical composition changes, the opacity and core temperature rise, producing a 44% luminosity increase since the onset of the main sequence. Some other features of the sun evolve even more rapidly. For example, the ^8B neutrino flux, the most temperature-dependent component, proves to be of relatively recent origin: the predicted flux increases exponentially with a doubling period of about 0.9 billion years. This is the flux to which Ray Davis’s famous Homestake gold mine experiment is primarily sensitive. As another example of a time-dependent feature of the sun, the equilibrium abundance and equilibration time for ^3He are both sharply increasing functions of the distance from the solar center. Thus a steep ^3He density gradient is established over time. We will shortly see that the ^3He is sort of a “catalyst” in the pp chain, being produced and then consumed as an intermediate step in synthesizing ^4He .

Such models generally do not model the earliest history of our sun, when it first formed as a body of gas contracting under its own gravity, heating and ionizing as the gravitational work is done. The early contraction of the sun, when it approaches the main sequence vertically from above in the HR diagram, is characterized by high luminosity and convection throughout the star, lasting for a few million years. (Actually, there is thought to be continued convection in the core of sun for perhaps 10^8 years, though this is driven by another mechanism: the fact that the CNO cycle is burning out of equilibrium due to initial metals in the sun.) The core of the sun reaches radiative equilibrium first, and this region then grows outward.

One of the problems on the homework, solar Li depletion, illustrates one shortcoming of the standard solar model. Li had to be burned at some point in the sun’s evolution to account

for the fact that the solar surface abundance is roughly 1/100th that found in meteorites. Perhaps this is due to the failure to model the sun's early convective stage. Or perhaps material can be pulled below the convective envelope by some mechanism, to a depth where the higher temperature allows ${}^7\text{Li}(\gamma, {}^3\text{He}){}^4\text{He}$ to occur.

Now let's turn to the pp chain. The basic equation governing the nonresonant strong and radiative reactions is, from our earlier work,

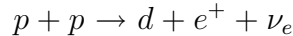
$$r_{12} = \frac{N_1 N_2}{1 + \delta_{12}} 7.21 \cdot 10^{-19} \text{cm}^3/\text{sec} \frac{1}{AZ_1 Z_2} \left(\frac{S(E_o)}{\text{keV} - \text{barns}} e^{-3E_o/kT} \left(\frac{3E_o}{kT} \right)^2 \right)$$

which, after plugging in for E_o , can be rewritten

$$r_{12} = \frac{N_1 N_2}{1 + \delta_{12}} 7.21 \cdot 10^{-19} \text{cm}^3/\text{sec} \frac{1}{AZ_1 Z_2} \left(\frac{S(E_o)}{\text{keV} - \text{barns}} (Z_1^2 Z_2^2 A)^{2/3} \left(\frac{42.5}{T_6^{1/3}} \right)^2 e^{-(Z_1^2 Z_2^2 A)^{1/3} 42.5/T_6^{1/3}} \right)$$

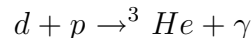
This tells us that small $Z_1 Z_2$ is favored, and that rates are expected to rise as $e^{-1/T^{1/3}}$. In the above, T_6 is the temperature in units of 10^6K .

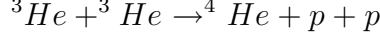
Now there is clearly no strong or radiative capture reaction that can initiate ${}^4\text{He}$ synthesis in the sun. The $p+p$, $p+{}^4\text{He}$, and ${}^4\text{He}+{}^4\text{He}$ reactions do not release energy and thus do not form bound states. The driving reaction of the pp chain is a weak interaction, like those discussed in the big bang,



This is analogous to neutron or nuclear β decay, except that the initial state is not a nucleus, but two protons in the plasma.

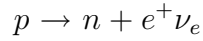
If the initiating $p+p$ β decay reaction occurs, we can see relatively easily how the rest of the burning might proceed:





This is called the ppI cycle and is, indeed, the most robust part of the pp chain in stars with temperatures like our sun: about 84% of the ${}^4\text{He}$ produced today in the solar core is predicted to be synthesized in this way. The two reactions above are of the type we have previously discussed.

Thus we need to derive something like an S-factor for a weak decay. Qualitatively, one can see that the p+p β decay reaction will occur if a plasma proton decays into a neutron



while a second spectator proton is close by, within the range of the nuclear force (several fermis) so that the final n+p state can form a bound deuteron. It is the binding energy of the deuteron that makes this proton decay energetically possible.

The nuclear β decay rate is

$$d\omega = |M|^2 \frac{d^3 p_{Nf}}{(2\pi)^3} \frac{M_n}{E_n} \frac{d^3 p_e}{(2\pi)^3} \frac{m_e}{E_e} \frac{d^3 p_\nu}{(2\pi)^3} \frac{m_\nu}{E_\nu} (2\pi)^4 \delta^4(p_{Ni} - p_{Nf} - p_e - p_\nu)$$

(I treat neutrinos as massive fermions: Don't worry about this. It is just a choice in normalizing neutrino spinors.) The invariant amplitude M is, as we discussed in the big bang section, effectively a contact interaction, because the momentum transferred between leptons and nucleons is so much smaller than the mass of the W boson. Thus it can be written

$$M = \cos \theta_c \frac{G_F}{\sqrt{2}} \bar{U}(n) \gamma^\mu (1 - g_A \gamma_5) U(p) \bar{U}(\nu) \gamma_\mu (1 - \gamma_5) V(e)$$

If the factors involving γ_5 were ignored, this would just be the current-current interaction familiar from electromagnetism. The factor $(1 - \gamma_5)$ projects out the left-hand part of the interacting fields. That is, the weak interaction is just like electromagnetism except that only the left-handed components of particle fields participate. This is correct at the level of

the bare particles taking part in weak interactions, the quarks, electron/positron, and the neutrino. Note that the effective interaction for $p \rightarrow n$ involves the factor

$$(1 - g_A \gamma_5)$$

The vector coupling is not modified because the total electric charge is conserved. But the axial-vector coupling has a nontrivial relation to the underlying quark couplings. Neutron β decay gives the effective nucleon axial coupling constant of $g_A \sim 1.26$.

As the momenta for reacting solar protons typical are of order

$$p \sim \sqrt{2ME} \sim \sqrt{2(939MeV)(.01MeV)} \sim 4MeV$$

and as momenta of nucleons bound in deuterium are also reasonably small (~ 100 MeV), the nucleons in our β decay amplitude can be treated nonrelativistically. In this approximation the operators in our amplitude become

$$\begin{array}{ccc} & \gamma_\mu & \gamma_\mu \gamma_5 \\ \mu = 0 & 1 & \vec{\sigma} \cdot \frac{\vec{p}}{M} \sim \frac{v}{c} \\ \mu = 1, 2, 3 & \frac{\vec{p}}{M} \sim \frac{v}{c} & \vec{\sigma} \end{array}$$

Thus it is the time-like part of the vector current and the space-like part of the axial-vector current that survive in the nonrelativistic limit.

It follows that our β decay invariant amplitude can be approximated by

$$\cos \theta_c \frac{G_F}{\sqrt{2}} \left(\Phi^\dagger(p) \Phi(n) \bar{U}(\nu) \gamma^0 (1 - \gamma_5) V(e) - \Phi^\dagger(p) g_A \vec{\sigma} \Phi(n) \cdot \bar{U}(\nu) \vec{\gamma} (1 - \gamma_5) V(e) \right)$$

where the Φ are now tw-component Pauli spinors for the nucleons. The above result is written for the β decay $p \rightarrow n$. It is convenient to generalize it for $p \leftrightarrow n$ by introducing the isospin operators τ_\pm where $\tau_+ |n\rangle = |p\rangle$ and $\tau_- |p\rangle = |n\rangle$, with all other matrix elements being zero.

With this generalization, we can now finish the calculation. We square the invariant amplitude, integrate over the outgoing electron, neutrino, and final nuclear three-momenta, average over initial nucleon spin, and sum over final nucleon spin, electron spin, and neutrino spin. The result is

$$\omega = G_F^2 \cos^2 \theta_c \frac{1}{2\pi^3} \int_m^w (w - \epsilon)^2 \epsilon \sqrt{\epsilon^2 - m^2} d\epsilon \frac{1}{2} \left(|\langle f || \tau_{\pm} || i \rangle|^2 + g_A^2 |\langle f || \sigma \tau_{\pm} || i \rangle|^2 \right)$$

where f and i are the final and initial nucleon states, and where m is the electron mass, w is the energy release in the decay, and ϵ is the outgoing electron energy. The τ_+ operator corresponds to β^- decay and the τ_- to β^+ decay.

This result easily generalizes to nuclear decay. The operators are replaced

$$\tau_{\pm} \rightarrow \sum_{i=1}^A \tau_{\pm}(i)$$

$$\sigma \tau_{\pm} \rightarrow \sum_{i=1}^A \sigma(i) \tau_{\pm}(i)$$

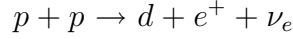
The factor of $\frac{1}{2}$ before the square of the nuclear matrix elements is replaced by $\frac{1}{2J_i+1}$ where J_i is the initial nuclear spin. Finally, the Coulomb effects on the outgoing electron or positron can be approximately accounted for by including the Coulomb factor

$$F(Z, \epsilon) = |F_0(Z, \epsilon)|^2 = \frac{2\pi\eta}{e^{2\pi\eta} - 1} \quad \text{where} \quad \eta = \frac{Z_f Z_e \alpha}{\beta}$$

where β is the electron/positron velocity and $F_0(Z, \epsilon)$ is the s-wave Coulomb wave function in the field of the daughter nucleus of charge Z_f , evaluated at the nuclear origin. Note the close relation to the Gamow factor.

The spin-independent and spin-dependent operators appearing above are known as the Fermi and Gamow-Teller operators. The Fermi operator is the isospin raising/lowering operator: in the limit of good isospin, which typically is good to 5% or better in the description of low-lying nuclear states, it can only connect states in the same isospin multiplet. That is,

it is capable of exciting only one state, the state identical to the initial state in terms of space and spin, but with $(T, M_T) = (T_i, M_{T_i} \pm 1)$ for β^- and β^+ decay, respectively. Now the reaction of interest



produces a final nuclear state with $J = 1$ and isospin $T=0$: this is an isospin singlet, so there is no corresponding state in $p+p$ that can be reached by the Fermi operator. It follows that only the Gamow-Teller operator contributes. Thus the matrix element that must be calculated is

$$\int d\vec{r} \Psi_d(\vec{r}) \vec{\sigma} \tau_+ \Psi_{pp}(\vec{r})$$

Here \vec{r} is the relative two-nucleon coordinate. Thus Ψ_{pp} is the relative two-proton wave function in the plasma. Note this expresses what we stated qualitatively before: the β decay of the proton can only occur if there is another, spectator proton close enough by such that the result pn pair has a reasonable overlap with the deuteron, a compact state. We will now see that this is unlikely to occur, leading to a small $p+p$ S-factor.

So now we want to go about calculating the S-factor. As always we will be a little sloppy, as we want to avoid real calculations. But in spirit what we will do below is not too different from the 1938 paper by Bethe and Critchfield, where the pp cross section was first derived.

The first step is to go back to the rate formula and do the integral over the outgoing electron energy in β decay, ignoring the Coulomb correction for the outgoing state. For a deuteron plus an e^+ , this is not too bad because

$$w(p + p \rightarrow d) = 0.931 \text{ MeV}$$

Since .511 MeV of this is needed to make the electron mass, the outgoing electron and neutrino share .420 MeV of kinetic energy. If half of this goes to the electron on average, then the typical velocity of the electron is $0.7c$. Thus

$$2\pi\eta = 2\pi Z_1 Z_2 \alpha / \beta \sim 0.065 \Rightarrow F(Z, \epsilon) \sim 0.97$$

So the Coulomb effects can be ignored.

Therefore we can integrate the β decay formula over electron energies to get

$$\omega = G_F^2 \cos^2 \theta_c \frac{1}{2\pi^3} m_e^5 \left(\sqrt{x^2 - 1} \left(\frac{x^4}{30} - \frac{3x^2}{20} - \frac{2}{15} \right) + \frac{x}{4} \ln(x + \sqrt{x^2 - 1}) \right) \\ \times \frac{g_A^2}{2J_i + 1} \left| \int d\vec{r} \Psi_d^\dagger(\vec{r}) \vec{\sigma} \tau_+ \Psi_{pp}(\vec{r}) \right|^2$$

where $x = \omega/m_e$. We can then evaluate this for the “decay” of p+p to get $x \sim 1.822$ and

$$\omega = 1.7 \times 10^{-5} / \text{sec} \frac{g_A^2}{2J_i + 1} \left| \int d\vec{r} \Psi_d^\dagger(\vec{r}) \vec{\sigma} \tau_+ \Psi_{pp}(\vec{r}) \right|^2$$

Now at this point you should be a bit puzzled because we are treating the p+p system as a “nucleus” even though it refers to collisions within the plasma. We want a cross section, or better yet, an S-factor. What is the connection?

But this is not too hard. Let’s imagine cutting out a “box” in our plasma of volume V such that the average number of contained protons is 2. Our formula for rate/vol/sec is

$$r_{12} = \sigma v \frac{N_1 N_2}{1 + \delta_{12}}$$

But remember the factor on the right is supposed to be the number of distinct pairs times V^{-2} . So for one pair and multiplying by V , we get the rate for our pair to interact. This is

$$\omega = \sigma \frac{v}{V}$$

Note v/V has the dimensions of flux. Now just consider the box to be a big nucleus. The two protons in the box have a relative wave function normalized to unity in the box. The wave function at nuclear distance scales (small compared to our box dimension) is suppressed due to the Coulomb effects, but at larger scales it is just a plane wave. (Or a Coulomb wave - the logic is similar.) Thus the correct normalization for a large box is

$$\Psi_{pp}(\text{large } r) = \frac{1}{\sqrt{V}} e^{i\vec{p}\cdot\vec{r}}$$

But looking at our β decay formula for our “nucleus”, the deuteron wave function is compact, nonzero only for r on the order of the deuteron size. The spin part of the matrix element could be evaluated if we had a good deuteron wave function from solving the Schroedinger equation for some strong potential. We won't do that, but the spin operator carries no units and thus should be of order unity. Thus, replacing

$$\Psi_{pp}(r) \text{ by some average value at the nucleus } \Psi_{pp}(R_d)$$

and taking the deuteron wave function to be constant over the nuclear volume

$$\Psi_d(r) = \frac{1}{\sqrt{\frac{4\pi R_d^3}{3}}} \text{ if } r \leq R_d \text{ and } 0 \text{ otherwise}$$

we find a decay rate

$$\omega \sim 1.7 \times 10^{-5} / \text{sec } g_A^2 \frac{4\pi R_d^3}{3} |\Psi_{pp}(R_d)|^2$$

But this can be written

$$\omega \sim 1.7 \times 10^{-5} / \text{sec } g_A^2 \frac{4\pi R_d^3}{3} |\Psi_{pp}(\text{large } r)|^2 P(v)$$

Here $P(v)$ is the usually penetration factor, formed from the square of the ratio of the wave function at R_d and large r . But we know the normalization of the wave function at large r , by our box description, so

$$\omega \sim 1.7 \times 10^{-5} / \text{sec } g_A^2 \frac{4\pi R_d^3}{3} \frac{1}{V} P(v)$$

Now we equate our two expressions for ω to find

$$\sigma(E) = 1.7 \times 10^{-5} / \text{sec } g_A^2 \frac{4\pi R_d^3}{3} \frac{1}{v} P(v)$$

Plugging in our old expressions for $P(v)$ we get

$$\sigma(E) = 1.7 \times 10^{-5} / \text{sec } g_A^2 \frac{4\pi R_d^3}{3} \sqrt{\frac{E_c \mu}{2}} \frac{1}{E} e^{-2\pi Z_1 Z_2 \alpha / v + 4\sqrt{2\mu c^2 R_d^2 E_c / \hbar^2}}$$

Immediately we have the S-factor

$$S_{pp}(E) \sim 1.7 \times 10^{-5} / \text{sec} \ g_A^2 \frac{4\pi R_d^3}{3} \sqrt{\frac{E_c \mu}{2}} e^{4\sqrt{2\mu c^2 R_d^2 E_c / \hbar^2}}$$

The deuteron is relatively diffuse, and we expect the reaction to occur on the tail of the wave function, due to the Coulomb penetration. Thus we make the guess $R_d \sim 10$ f. It follows

$$E_c = \sqrt{\frac{Z_1 Z_2 \alpha \hbar}{R_d}} \sim 0.38 \text{MeV}$$

$$\sqrt{\frac{E_c \mu}{2}} \sim \frac{1}{c} 5.8 \text{MeV}$$

$$4\sqrt{2\mu c^2 R_d^2 E_c / \hbar^2} \sim 3.83$$

Thus plugging in the numbers

$$S_{pp}(E) \sim 1.01 \times 10^{-45} \text{cm}^2 \text{keV} \sim 1.01 \times 10^{-21} \text{keV barns}$$

Interestingly the result of a rigorous calculation is quite close to our guess

$$S_{pp}(0) = 0.41 \times 10^{-21} \text{keV barns}$$

That is, our crude guess of a unit spin matrix element and a reaction radius of 10 f seems to be unexpectedly close. Thus two important points can be made:

- We understand the size of S_{pp} and note it is very small, 20 orders of magnitude below strong interaction S-factors. This reaction controls the rate of pp chain hydrogen burning.
- This cross section cannot be measured in the lab: the initial state is not a stable nucleus, and the rate is impossible small. Thus our description of the basic process that powers the majority of stars MUST be taken from a first principles nuclear theory calculation. It is believed this can be done to an accuracy of about 1%. This involves fortunate aspects of the weak interaction, such as the fact that exchange current contributions to the Gamow-Teller operator are only of order $(v/c) \sim 1\%$.

Theory also determines the shape of $S(E)$

$$\frac{dS_{pp}(E)}{dE} = 4.5 \times 10^{-24} \text{ barns}$$

Thus at 10 keV, this slope generates a 10% correction to the S-factor.

Now that we know the S-factor, we can plug it into our rate formula to determine the rate of the p+p reaction. Recall

$$\frac{E_o}{kT} \sim \left(\frac{\pi\alpha Z_1 Z_2}{\sqrt{2}} \right)^{2/3} \left(\frac{\mu c^2}{kT} \right)^{1/3} \sim \frac{5.23}{T_7^{1/3}}$$

So in the core of the sun, where $T_7 \sim 1.5$, $E_o/kT \sim 4.57$ and $E_o \sim 5.9$ keV, the most effective energy for the p+p reaction. The rate formula then gives

$$r_{pp} = N_p^2 7.7 \times 10^{-38} \text{ cm}^3/\text{sec} e^{-15.7T_7^{-1/3}} T_7^{-2/3} \sim N_p^2 6.4 \times 10^{-44} \text{ cm}^3/\text{sec}$$

Now the number density at the center of the sun is about $3 \times 10^{25}/\text{cm}^3$, so

$$r_{pp} \sim 0.6 \times 10^8 / \text{cm}^3/\text{sec}$$

So the time scale for burning hydrogen is the number density divided by twice the burning rate (two protons are consumed per reaction)

$$\tau_{\text{sun}} \sim 7.9 \text{ b.y}$$

which can be compared to the sun's present age, 4.55 b.y. Thus it has lived about half its lifetime.

The work just completed gives us the basic tools needed to build a “network” calculation of the ppI cycle. The contributing reactions are

$$p + p \rightarrow d + e^+ + \nu_e \quad r_{pp} \sim \lambda_{pp} \frac{N_p^2}{2}$$

$$d + p \rightarrow {}^3\text{He} + \gamma \quad r_{pd} \sim \lambda_{pd} N_p N_d$$

$${}^3\text{He} + {}^3\text{He} \rightarrow {}^4\text{He} + p + p \quad r_{33} \sim \lambda_{33} \frac{N_{3\text{He}}^2}{2}$$

Here r represents a rate and $\lambda = \langle \sigma v \rangle$. From one calculated S-factor (for pp) and two that are measured, we could calculate the production of He once the composition and temperature of our volume of interest was specified.

One feature of interest in this simple network is that d and ${}^3\text{He}$ both act as “catalysts”: they are produced and then consumed in the burning. In a steady state process, this implies they must reach some equilibrium abundance where the production rate equals the destruction rate. That is, the general rate equation

$$\frac{dN_d}{dt} = \lambda_{pp} \frac{N_p^2}{2} - \lambda_{pd} N_p N_d$$

is satisfied at equilibrium by replacing the LHS by zero. Thus

$$\left(\frac{N_p}{N_d} \right)_{\text{equil}} = \frac{2\lambda_{pd}}{\lambda_{pp}}$$

But from the S-factors

$$S_{12}(0) = 2.5 \cdot 10^{-4} \text{ keV b} \quad S_{11}(0) = 4.07 \cdot 10^{-22} \text{ keV b}$$

and our rate formula

$$\lambda_{12} = (7.21 \cdot 10^{-19} \text{ cm}^3/\text{sec}) \frac{1}{AZ_1Z_2} \left[\frac{S(E_0)}{\text{keV b}} (Z_1^2 Z_2^2 A)^{2/3} \left(\frac{19.7}{T_7^{1/3}} \right)^2 e^{-(Z_1^2 Z_2^2 A)^{1/3} 19.7/T_7^{1/3}} \right]$$

We can plug in the values

$$p + p : \quad Z_1 = Z_2 = 1 \quad A = 1/2$$

$$p + d : \quad Z_1 = Z_2 = 1 \quad A = 2/3$$

to find

$$\left(\frac{N_p}{N_d} \right)_{\text{equil}} = (0.90 \cdot 10^{-18}) e^{1.574/T_7^{1/3}}$$

Therefore this ratio is a decreasing function of T_7 : the higher the temperature, the lower the equilibrium abundance of deuterium. Therefore in the region of the sun where the pp cycle is operating, the deuterium abundance is lowest in the sun's center. Plugging in the solar core temperature

$$T_7 = 1.5 \Rightarrow \left(\frac{N_d}{N_p} \right) = 3.6 \cdot 10^{-18}$$

There isn't much deuterium about: using $N_p \sim 3 \cdot 10^{25}/\text{cm}^3$ one finds $N_d \sim 10^8/\text{cm}^3$. Remembering our previous result

$$r_{pp} \sim 0.6 \times 10^8/\text{cm}^3/\text{sec}$$

it follows that the typical life time of a deuterium nucleus is

$$\tau_d \sim 1\text{sec}$$

That is, deuterium is burned instantaneously and thus reaches equilibrium very, very quickly.

This result then allows us to write the analogous equation for ${}^3\text{He}$ as

$$\frac{dN_3}{dt} = \lambda_{pp} \frac{N_p^2}{2} - 2\lambda_{33} \frac{N_3^2}{2}$$

where the factor of two in the term on the right comes because the ${}^3\text{He}+{}^3\text{He}$ reaction destroys two ${}^3\text{He}$ nuclei. Thus at equilibrium

$$\left(\frac{N_3}{N_p} \right)_{\text{equil}} = \sqrt{\frac{\lambda_{pp}}{2\lambda_{33}}}$$

Using

$$S_{33}(0) = 5.15 \cdot 10^3 \text{ keV b}$$

we can again do the rate algebra to find

$$\left(\frac{N_3}{N_p} \right)_{\text{equil}} = (1.33 \cdot 10^{-13}) e^{20.65 T_7^{-1/3}} = \begin{pmatrix} 9.08 \cdot 10^{-6} & T_7 = 1.5 \\ 1.24 \cdot 10^{-4} & T_7 = 1.0 \end{pmatrix}$$

This ratio is clearly a sharply decreasing function of T_7 and thus a sharply increasing function of r . That is, a sharp gradient in ${}^3\text{He}$ is established in the sun.

One can estimate the time required to reach equilibrium in a simple way: as the burning of ${}^3\text{He}$ is quadratic in the abundance, it will not become significant until one is rather close to the ${}^3\text{He}$ equilibrium value. Thus a reasonable estimate of the time required to get close (say a factor of 2) to equilibrium is just the time required to produce the requisite number of ${}^3\text{He}$ nuclei. At the sun's center, we have found that the ${}^3\text{He}$ abundance is $(9.08 \cdot 10^{-6})(4.5 \cdot 10^{25}/\text{cm}^3) = 4.1 \cdot 10^{20}/\text{cm}^3$, where we have assumed 75% of the matter is protons (as it was when the sun first entered the main sequence). Thus

$$\tau_{3He} \sim (4.1 \cdot 10^{20})/(1.3 \cdot 10^8)\text{sec} \sim 10000 \text{ years}$$

The same calculation at $T_7 \sim 1.0$, where a reasonable solar density of 36 g/cm^3 and a 75% proton abundance is used, gives

$$r_{pp} \sim 3.0 \times 10^6/\text{cm}^3/\text{sec}$$

$$N_3 \sim 2 \times 10^{21}/\text{cm}^3$$

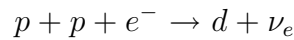
$$\Rightarrow \tau_{3He} \sim 21M.y.$$

It turns out that at temperatures of $T_7 \sim .65$, the equilibration time corresponds to the present age of the sun. This temperature characterizes a solar radius of about 0.27, at the very edge of the energy-producing core. The resulting interesting profile of ${}^3\text{He}$ is shown in the figure.

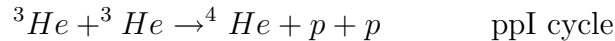
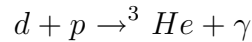
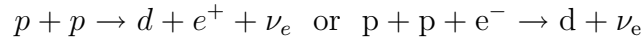
There are some interesting issues connected with this ${}^3\text{He}$ gradient. It was shown by Dilke and Gough that it implies the sun is overstable to large-amplitude radial oscillations. If one throws a ${}^3\text{He}$ rich volume element towards the core, the ${}^3\text{He}$ will ignite at the higher

temperatures, become bouyant, and return to its original equilibrium position with a kinetic energy greater than the required for the original perturbation. This has lead to speculations that the ^3He gradient could trigger sudden overturn of the core. Most of the experts believe there is no large amplitude trigger that will allow the sun to discover the existence of this instability.

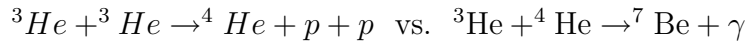
To be somewhat more complete, the initial step of the ppI cycle can occur in a different way



But the electron capture process only accounts for about 1% of the pp reactions. Thus the full ppI cycle can be written



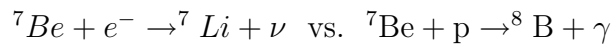
However there are two other paths through the pp chain that can occur if ^3He burns by another path. Thus



determines

ppI vs. ppII+ppIII

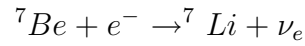
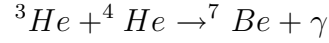
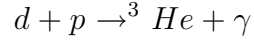
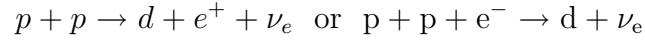
The splitting between the ppII and ppIII cycles depends on the fate of the ^7Be



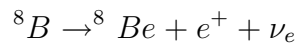
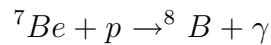
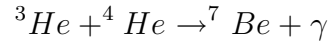
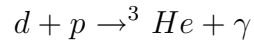
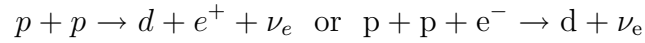
determines

ppII vs. ppIII

Thus the two additional cycles are



and



The calculations presented below will show that the competition between the three cycles is quite sensitive to the interior temperature of the sun, and to core composition. We also note that, in principle, we can experimentally determine the relative importance of the three cycles: the cycles are distinguished by the neutrinos they produce.

$$ppI + ppII + ppIII \text{ rate} \propto \Phi_\nu(\text{pp}) : \beta \text{ endpoint} \sim 0.420 \text{ MeV}$$

$$ppII \text{ rate} \propto \Phi_\nu(^7\text{Be}) : \text{electron capture, } E_\nu = 0.86 \text{ MeV}(90\%), 0.38 \text{ MeV}(10\%)$$

$$ppIII \text{ rate} \propto \Phi_\nu(^8\text{B}) : \beta \text{ endpoint} \sim 15\text{MeV}$$

Peter Doe will tell you about the exciting progress in measuring these fluxes in his lecture Monday.

- The $^3\text{He}+^3\text{He} \leftrightarrow ^3\text{He}+^4\text{He}$ branching:

The Coulomb effects for these two reactions are rather similar, except for small effects proportional to the different masses. The heavier nucleus moves more slowly, and thus is at a disadvantage in overcoming Coulomb barriers. The S-factor for the 3+3 reaction is larger than that for the 3+4 reaction by almost a factor of 10^4 . However we have also seen that the core abundance of ^3He is almost a factor of 10^5 less than that of ^4He . The net result, from our rate formulas, is

$$\left(\frac{r_{34}}{r_{33}}\right)_{\text{equil}} = 2 \left(\frac{N_p}{N_3}\right)_{\text{equil}} \left(\frac{N_4}{N_p}\right) 1.85 \cdot 10^{-4} \frac{S_{34}(E_o)}{\text{keV b}} e^{-2.5T_7^{-1/3}}$$

Noting that

$$\left(2\frac{N_p}{N_3}\right)_{\text{equil}} = 1.5 \cdot 10^{13} e^{-20.65T_7^{-1/3}}$$

and using $S_{34} \sim 0.52 \text{ keV b}$ leads to

$$\frac{r_{34}}{r_{33}} \sim 3.6 \cdot 10^8 e^{-23.15T_7^{-1/3}}$$

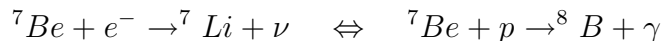
It is clear that higher temperatures favor the ppII+ppIII cycles. We can solve for the temperature where the ratio becomes 1,

$$T_7^{\text{critical}} \sim 1.62$$

Thus the 3+3 reaction dominates at solar temperatures, but not in stars that are $\sim 10\%$ hotter. At the center of the sun, where $T_7 \sim 1.5$, the ratio is 0.6; at $T_7 \sim 1.2$, corresponding

to a radius half way through the energy producing core, the ratio is 0.12. The figure, from Cameron, shows the ppI/ppII+ppIII branching as a function of T_7 .

The next issue is the branching ratio between the reactions that determine the ppII - ppIII splitting,



Two observations about the first reaction are

- For terrestrial atoms, the electron capture rate is measured and corresponds a lifetime of

$$\tau_{1/2}^{lab} \sim 53 \text{ days}$$

- Electron capture is a weak interaction, so it is effectively a contact interaction with the nucleus. Therefore the rate is proportional to the probability to find an electron at the nucleus. For a terrestrial light atom, the electron states with strong overlap with the nucleus are the $1s_{1/2}$ orbits. Thus the terrestrial rate above must represent that from the two $1s_{1/2}$ orbits. However in the sun, $kT \sim 1 \text{ keV}$ while the $1s_{1/2}$ binding energy in ${}^7\text{Be}$ is $Z^2 13.6 \text{ eV} \sim 0.22 \text{ keV}$; the comparison for p and ${}^4\text{He}$ is less favorable. Thus most of the solar electrons must be in the plasma: we expect continuum capture of electrons to be a very important part of the solar ${}^7\text{Be}$ electron capture.

This seems to argue that we can make a good estimate of the solar electron capture rate by scaling the terrestrial rate to the ratio of electron densities (at the nucleus) for the sun and for a terrestrial atom. That is,

$$\omega^{\text{solar}} \sim \omega^{\text{terrestrial}} \frac{|\Psi_{\text{solar}}(r=0)|^2}{|\Psi_{\text{terrestrial}}(r=0)|^2}$$

Now we can estimate the denominator by using the Bohr atom estimate for the 1s probability: this is quite a reasonable approximation even for a 4-electron atom because the 1s electrons are close to the nucleus and basically see just the nuclear charge. The result is

$$2|\Psi_{1s}(0)|^2 \sim 2 \frac{(Z\alpha m_e c^2)^3}{\pi(\hbar c)^3} \sim |\Psi_{\text{terrestrial}}(r=0)|^2$$

We also can estimate the numerator in a straight-forward way. Suppose our overall solar density of electrons is denoted N_e . Just as we earlier argued in calculating the pp S-factor, most of the time the electrons are well away the nucleus (and other electrons) and behave as plane waves, with some standard uniform density. Thus the density at the nucleus is just the average density, multiplied by the Coulomb penetration (which gives the ratio of the electron probability at the nucleus to that at large r). For electron-nucleus interactions, the Coulomb potential is attractive. Thus the electron wave function is sucked into the nucleus: the nuclear electron density is *higher* than the average density. But we know the form of the Coulomb penetration:

$$\frac{|\Psi_{\text{Coulomb}}(r=0)|^2}{|\Psi_{\text{plane wave}}(\text{large } r)|^2} = F(Z, \epsilon) = \frac{2\pi\eta}{e^{2\pi\eta} - 1}$$

$$\text{where } \eta = \frac{Z_1 Z_2 \alpha}{(v/c)} = \frac{-Z\alpha}{(v/c)}$$

We can estimate the average effect by using our Maxwell-Boltzmann velocity distribution

$$\begin{aligned} \left\langle \frac{1}{v} \right\rangle &= \int d\vec{v} \frac{1}{v} \left(\frac{m_e}{2\pi kT} \right)^{3/2} e^{-E/kT} \\ &= \left(\frac{m_e}{2\pi kT} \right)^{3/2} 2\pi \int_0^\infty dv^2 e^{-E/kT} \\ &= \sqrt{\frac{2m_e}{\pi kT}} \end{aligned}$$

Now $2\pi\eta \sim -2.91$ at $T_7 \sim 1.5$. Thus to a good approximation we can replace $e^{2\pi\eta} - 1$ in the denominator by an average value

$$|\Psi_{\text{solar}}(r=0)|^2 \sim -1.06 N_e 2\pi\eta \sim 1.06 N_e 2\pi Z\alpha \sqrt{\frac{2m_e c^2}{\pi kT}}$$

So we have our answer

$$\omega^{\text{solar}} = \omega^{\text{terrestrial}} \left(\frac{\pi(\hbar c)^3}{2(Z\alpha m_e c^2)^3} \right) \left(2\pi Z\alpha 1.06 N_e \sqrt{\frac{2m_e c^2}{\pi k T}} \right)$$

$$\sim \omega^{\text{terrestrial}} \left(\frac{N_e}{3.5 \cdot 10^{25}/\text{cm}^3} \right) \frac{0.48}{T_7^{1/2}}$$

The normalizing density is typical of the center of the sun. If one uses a temperature of $T_7 = 1.5$, the above ratio is 0.4, which says that the electron density in hot solar core at the ${}^7\text{Be}$ nucleus is about 40% that in a cold terrestrial nucleus. As

$$\omega^{\text{terrestrial}} = \frac{\ln 2}{53.29d} \sim 1.50 \cdot 10^{-7}/\text{sec}$$

$$\omega^{\text{terrestrial}} = \frac{N_e}{3.5 \cdot 10^{25}/\text{cm}^3} \frac{0.72 \cdot 10^{-7}/\text{sec}}{T_7^{1/2}}$$

Again plugging in numbers, the above rate evaluated in the solar center corresponds to a ${}^7\text{Be}$ half life of 137 days, so a bit longer than the terrestrial half life.

Now the ${}^7\text{Be} + p$ reaction comes right from our standard formula, which we write in terms of the rate per ${}^7\text{Be}$ nucleus

$$\omega_{17} = N_p (7.21 \cdot 10^{-19} \text{cm}^3/\text{sec}) \frac{1}{AZ_1 Z_2 \text{keV} - b} \frac{S_{17}(E_0)}{(Z_1^2 Z_2^2 A)^{2/3}} \left(\frac{19.73}{T_7^{1/3}} \right)^2 e^{-(Z_1^2 Z_2^2 A)^{1/3} 19.73/T_7^{1/3}}$$

$$= \frac{N_p}{3 \cdot 10^{25}/\text{cm}^3} 1.4 \cdot 10^{10}/\text{sec} e^{-47.6/T_7^{1/3}} T_7^{-2/3} S_{17}(E_0)$$

This S-factor has been the most controversial in the pp chain as the two best low-energy measurements disagreed by about 25%, an amount much larger than the claimed experimental uncertainties. But a new measurement agrees with one of the older results, so that the value

$$S_{17} \sim .019 \text{ keV} - b$$

is now favored. Plugging in

$$\omega_{17} = \frac{N_p}{3 \cdot 10^{25}/\text{cm}^3} 2.7 \cdot 10^8 / \text{sec} e^{-47.6/T_7^{1/3}} T_7^{-2/3}$$

Thus

$$\frac{\omega_e(^7\text{Be})}{\omega_p(^7\text{Be})} = \frac{\frac{N_e}{3.5 \cdot 10^{25}/\text{cm}^3}}{\frac{N_p}{3.0 \cdot 10^{25}/\text{cm}^3}} 0.27 \cdot 10^{-15} T_7^{1/6} e^{47.6/T_7^{1/3}}$$

$$= \begin{bmatrix} 7900 & T_7 = 1.2 \\ 330 & T_7 = 1.5 \end{bmatrix}$$

Consistent with these number, when one averages over the solar core, one finds that 0.1% of the ^7Be burns by $p + ^7\text{Be}$, while the remainder is destroyed by electron capture.

Note also, however, that this branching ratio is quite sensitive to temperature. The accompanying figure from Clayton shows that the ppIII cycle can, indeed, becomes rapidly more important with increasing T , eventually dominating the pp cycle. Similarly, the temperature dependence determines the spatial region over which the various cycles are important in our sun.

- ppI cycle strongest at low $T \iff$ burning occurs throughout the core
- ppII cycle increases with $T \iff$ more important in central core
- ppIII cycle increases fastest with $T \iff$ most important in very center

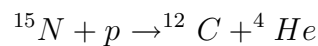
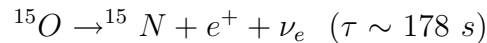
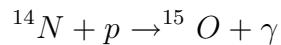
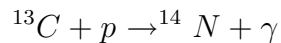
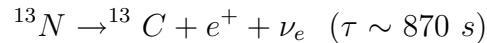
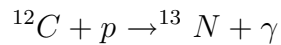
Finally, a byproduct of these reactions are the solar neutrinos. By incorporating the nuclear physics described above into the solar model, the following fluxes at earth are found (from Bahcall and Pinnsonneault 1995), in units of $\text{cm}^{-2}\text{s}^{-1}$

	E_ν^{max} (MeV)	<i>Flux</i>
$p + p \rightarrow d + e^+ + \nu_e$	0.42	$6.00E10$
$^8\text{B} \rightarrow ^8\text{Be} + e^+ + \nu_e \sim 15$		$5.69E6$
$^7\text{Be} + e^- \rightarrow ^7\text{Li} + \nu_e$	0.86(90%)	$4.89E9$
	0.38(10%)	
$p + e^- + p \rightarrow d + \nu_e$	1.44	$1.43E8$

2.1.8 CNO Cycles

Stars formed from the ashes of previous generations of stars will contain elements not produced in the big bang. As we have seen that charged particle reactions are suppressed by Coulomb barriers, the most interesting of these for helping to burn hydrogen at low temperatures are the lightest candidates. Carbon, nitrogen, and oxygen are the abundant, low Z , nonprimordial elements that one would first consider. These elements are produced by nuclear burning cycles in heavier stars and can be ejected into the interstellar medium through supernova explosions, stellar winds, etc.

In stars somewhat heavier than our sun, higher temperatures and densities are produced in the core when the star first achieves radiative equilibrium. If metals are present, hydrogen burning can be achieved more efficiently through the pp cycle by a faster process involving proton capture on heavier elements. The cycle that dominates at the lowest temperatures is



The important features of this cycle are

- It burns $4p \rightarrow {}^4\text{He}$, just as the pp cycle does. The heavy nuclei are neither produced nor

consumed. They are analogous to deuterium and ^3He in our pp discussion. But this CN cycle requires some initial concentration of the heavy elements to turn on. In this regard these metals are not like the pp cycle's d, ^3He .

- The cycle will clearly burn to equilibrium in the metals, which can affect the relative portions of the metals. But this is only a redistribution: no new heavy elements are created.
- The two β decay reactions are relatively fast. Thus when a temperature is reached where the proton capture reactions proceed readily, the cycle can be quite fast.

In our sun the total abundance by mass of elements with A greater than 5 is 0.02. With this significant metallicity, the CN cycle accounts for a nonnegligible amount of the ^4He synthesis, somewhat less than 2%. Under similar conditions but with the temperature elevated to $T_7 \sim 1.8$, the CNO cycle would begin to overtake the pp chain in importance.

The fact that the CN cycle is taking over at $T_7 \sim 2.0$ means, in our sun, that one will not reach conditions where the ppIII cycle is primarily responsible for hydrogen burning.

The “cold” CN cycle reaction that is slowest is the $^{14}\text{N}(p, \gamma)^{15}\text{O}$ reaction. The comparative lifetimes for the various reactions are

$$^{12}\text{C}(p, \gamma)^{13}\text{N} \quad 6.1 \times 10^9 y$$

$$^{13}\text{C}(p, \gamma)^{14}\text{N} \quad 1.1 \times 10^9 y$$

$$^{14}\text{N}(p, \gamma)^{15}\text{N} \quad 2.1 \times 10^{12} y$$

$$^{15}\text{N}(p, \alpha)^{12}\text{C} \quad 1.0 \times 10^8 y$$

using the conditions $T_7 = 1$, $\rho = 100 \text{ g/cm}^3$, and a hydrogen mass fraction of 0.5. Note (at this temperature!) that all of these lifetimes are much longer than the two weak lifetimes that play a role in the CN cycle. If the CN cycle is running in equilibrium, the production rate of each isotope must equal its destruction rate. It follows that the resulting equilibrium abundance of each isotope is inversely proportional to the rates above. For similar conditions but with a higher temperature ($T_7 = 5$), the relative abundances are

^{12}C	0.055
^{13}C	0.009
^{14}N	0.936
^{15}N	0.00004

The large abundance of ^{14}N reflects its long lifetime.

The temperature dependence of energy production through the pp cycle is, at solar temperature, $\sim T^4$. Since the $^{14}\text{N}(p, \gamma)$ is the controlling reaction for the CN cycle, we can plug into our rate formula to find out the temperature dependence of energy production through the CN cycle. The result is $\sim T^{17}$, much steeper. (This will be a homework problem.) A graph of the competition between the pp and CNO cycles is shown in the figure.

The discussion above assumes that ^{15}N burns by the (p, α) reaction, but there is a competing possibility of $^{15}\text{N}(p, \gamma)^{16}\text{O}$ that leads to the CNO bi-cycle shown in the figure. Now the (p, α) reaction releases almost 5 MeV, which is nearly the height of the Coulomb barrier for the outgoing channel. Thus the reaction is relatively insensitive to the outgoing Coulomb effects, and therefore ratio of these two reactions depends only on the S-factors (roughly). (The initial state penetration factor is common to both reactions.) This ratio for the (p, α) to (p, γ) reactions is 65 MeV-b to 64 keV-b, or about 1000. Thus the second cycle contributes only about 0.1% to the total rate of energy production.

There are further cycles, as indicated in the figure, involving reactions not all of which are definitely measured to the accuracy desired. There is a lot of activity in nuclear laboratories trying to improve the measurements.

The charge particle reactions of the CNO cycles increase in speed rapidly in temperature. If we use the estimate of T^{17} (see homework) and recall that the lifetime of ^{14}N at $T_7 = 1$ is

2.1×10^{12} y, we would conclude that it would live for about 660 s at $T_7 = 10$. Thus at such very high temperatures, the cycle time matches or exceeds the β decay lifetimes of ^{13}N and ^{15}O . Then it must be that the abundances of these isotopes become very significant. With all the proton capture reactions becoming fast at such temperatures, new cycles then open up, involving reactions like $^{13}\text{N}(p,\gamma)^{14}\text{O}$. The CNO cycle operating above $T_7 = 10$ is called the hot CNO cycle. We will not continue the discussion any further, except to note that at temperature in excess of $T_7 \sim 50$, the rapid capture of protons may direct the nuclear flow outside of the hot CNO cycle, into heavier nuclei. The correct description of this physics requires simulations with large nuclear networks, and depends on some nuclear physics that is rather poorly known. This is also an interesting interface with stellar structure, as experts studying novae and other explosive environments have to specify what temperatures might be reached in order to access the probability of these rapid proton capture reactions.

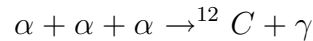
2.1.9 Red giants and helium burning

We now consider the evolution off the main sequence of a solar-like star, with a mass above half a solar mass. As the hydrogen burning in the core progresses to the point that no more hydrogen is available, the stellar core consists of the ashes from this burning, ^4He . The star then goes through an interesting evolution:

- With no further means of producing energy, the core slowly contracts, thereby increasing in temperature as gravity does work on the core.
- Matter outside the core is still hydrogen rich, and can generate energy through hydrogen burning. Thus burning in this shell of material supports the outside layers of the star. Note as the core contracts, this matter outside the core also is pulled deeper into the gravitational potential. Furthermore, the shell H burning continually adds more mass to the core. This means the burning in the shell must intensify to generate the additional gas pressure to fight gravity. The shell also thickens as this happens, since more hydrogen is above the burning temperature.
- The resulting increasing gas pressure causes the outer envelope of the star to expand by

a larger factor, up to a factor of 50. The increase in radius more than compensates for the increased internal energy generation, so that a cooler surface results. Thus the star reddens. Thus this class of star is named a red supergiant.

- This evolution is relatively rapid, perhaps a few hundred million years: the dense core requires large energy production and thus rapid evolution. The helium core is supported by its degeneracy pressure, and is characterized by densities $\sim 10^6$ g/cm³. This stage ends when the core reaches densities and temperatures that allow helium burning through the reaction



This reaction is very temperature dependent

$$\propto \rho_\alpha^3 T^{30}$$

Thus the conditions for ignition are very sharply defined. That is, the core mass at this helium flash point is very well defined.

- The onset of helium burning produces a new source of support for the core. The energy release elevates the temperature and the core expands: He burning, not electron degeneracy, now supports the core. The burning shell and envelope have moved outward, higher in the gravitational potential. Thus shell hydrogen burning slows (the shell cools) because less gas pressure is needed to satisfy hydrostatic equilibrium. All of this means the evolution of the star has now slowed: the red giant moves along the “horizontal branch”, as interior temperatures slowly elevate much as in the main sequence.

The 3α process depends on some rather interesting nuclear physics. The first interesting “accident” involves the near degeneracy of the ^8Be ground state and two separated α s: The ^8Be 0^+ ground state is just 92 keV above the 2α threshold. The measured width of the ^8Be ground state is 2.5 eV, which corresponds to a lifetime of

$$\tau_m \sim 2.6 \cdot 10^{-16} \text{sec}$$

One can compare this number to the typical time for one α to pass another. The red giant core temperature is $T_7 \sim 10 \rightarrow E \sim 8.6$ keV. Thus $v/c \sim 0.002$. So the transit time is

$$\tau \sim \frac{d}{v} \sim \frac{5f}{0.002} \frac{1}{3 \cdot 10^{10} \text{cm/sec}} \frac{10^{-13} \text{cm}}{f} \sim 8 \cdot 10^{-21} \text{sec}$$

This is more than five orders of magnitude shorter than τ_m above. Thus when a ${}^8\text{Be}$ nucleus is produced, it lives for a substantial time compared to this naive estimate.

This can be calculated from our resonant cross section formula.

$$\langle \sigma v \rangle = \left(\frac{2\pi}{\mu kT} \right)^{3/2} \frac{\Gamma \Gamma}{\Gamma} e^{-E_r/kT}$$

where Γ is the 2α width of the ${}^8\text{Be}$ ground state. This is the flux-averaged cross section for the $\alpha + \alpha$ reaction to form the compound nucleus then decay by $\alpha + \alpha$. But since there is only one channel, this is clearly also the result for producing the compound nucleus ${}^8\text{Be}$.

By multiplying the rate/volume for producing ${}^8\text{Be}$ by the lifetime of ${}^8\text{Be}$, one gets the number of ${}^8\text{Be}$ nuclei per unit volume

$$\begin{aligned} N(\text{Be}) &= \frac{N_\alpha N_\alpha}{1 + \delta_{\alpha\alpha}} \langle \sigma v \rangle \tau_m \\ &= \frac{N_\alpha N_\alpha}{1 + \delta_{\alpha\alpha}} \langle \sigma v \rangle \frac{1}{\Gamma} \\ &= \frac{N_\alpha^2}{2} \left(\frac{2\pi}{\mu kT} \right)^{3/2} e^{-E_r/kT} \end{aligned}$$

Notice that the concentration is *independent* of Γ . So a small Γ is not the reason we obtain a substantial buildup of ${}^8\text{Be}$. This is easily seen: if the width is small, then the production rate of ${}^8\text{Be}$ goes down, but the lifetime of the nucleus once it is produced is longer. The two effects cancel to give the same ${}^8\text{Be}$ concentration. One sees that the significant ${}^8\text{Be}$ concentration results from two effects: 1) $\alpha + \alpha$ is the only open channel and 2) the resonance energy is low enough that some small fraction of the $\alpha + \alpha$ reactions have the requisite energy. As $E_r = 92$ keV, $E_r/kT = 10.67/T_8$

$$N(Be) = N_\alpha^2 T_8^{-3/2} e^{-10.67/T_8} (0.94 \cdot 10^{-33} \text{cm}^3)$$

So plugging in typical values of $N_\alpha \sim 1.5 \cdot 10^{28}/\text{cm}^3$ (corresponding to $\rho_\alpha \sim 10^5 \text{ g/cm}^3$) and $T_8 \sim 1$ yields

$$\frac{N(^8Be)}{N(\alpha)} \sim 3.2 \times 10^{-10}$$

Salpeter suggested that this concentration would then allow $\alpha + ^8\text{Be} \rightarrow ^{12}\text{C}$ to take place. Hoyle then argued that this reaction would not be fast enough to produce significant burning unless it was also resonant. Now the mass of $^8\text{Be} + \alpha$ is 7.366 MeV, and each nucleus has $J^\pi = 0^+$. Thus s-wave capture would require a 0^+ resonance in ^{12}C at ~ 7.4 MeV. No such state was then known, but a search by Cook, Fowler, Lauritsen, and Lauritsen revealed a 0^+ level at 7.644 MeV, with decay channels $^8\text{Be} + \alpha$ and γ decay to the 2^+ 4.433 level in ^{12}C . The parameters are

$$\Gamma_\alpha \sim 8.9 \text{eV}$$

$$\Gamma_\gamma \sim 3.6 \cdot 10^{-3} \text{eV}$$

Our resonant cross section formula gives

$$r_{48} = N_8 N_\alpha \left(\frac{2\pi}{\mu k T} \right)^{3/2} \frac{\Gamma_\alpha \Gamma_\gamma}{\Gamma} e^{-E_r/kT}$$

Plugging in our previous expression for $N(^8\text{Be})$ yields

$$r_{48} = N_\alpha^3 T_8^{-3} e^{-42.9/T_8} (6.3 \cdot 10^{-54} \text{cm}^6/\text{sec})$$

If we denote by $\omega_{3\alpha}$ the decay rate of an α in our plasma, then

$$\begin{aligned} \omega_{3\alpha} &= 3 N_\alpha^2 T_8^{-3} e^{-42.9/T_8} (6.3 \cdot 10^{-54} \text{cm}^6/\text{sec}) \\ &= \left(\frac{N_\alpha}{1.5 \cdot 10^{28}/\text{cm}^3} \right)^2 (4.3 \cdot 10^3/\text{sec}) T_8^{-3} e^{-42.9/T_8} \end{aligned}$$

Now the energy release per reaction is 7.27 MeV. Thus we can calculate the energy produced per gram, ϵ :

$$\begin{aligned}\epsilon &= \omega_{3\alpha} \frac{7.27 \text{MeV}}{3} \frac{1.5 \cdot 10^{23}}{\text{g}} \\ &= (2.5 \cdot 10^{21} \text{erg/g sec}) \left(\frac{N_\alpha}{1.5 \cdot 10^{28} / \text{cm}^3} \right)^2 T_8^{-3} e^{-42.9/T_8}\end{aligned}$$

We can evaluate this at a temperature of $T_8 \sim 1$ to find

$$\epsilon \sim (584 \text{ergs/g sec}) \left(\frac{N_\alpha}{1.5 \cdot 10^{28} / \text{cm}^3} \right)^2$$

Typical values found in stellar calculations are in good agreement with this:

$$\text{red giant energy production} \Leftrightarrow 100 \text{ ergs/g sec}$$

To get a feel for the temperature sensitivity of this process, we can do a Taylor series expansion

$$\begin{aligned}\epsilon(T) &\sim T^{-3} e^{-42.9/T} \sim T_o^{-3} e^{-42.9/T_o} + (-3T_o^{-4} e^{-42.9/T_o} + T_o^{-3} e^{-42.9/T_o} \left(\frac{42.9}{T_o^2} \right)) (T - T_o) + \dots \\ &= T_o^{-3} e^{-42.9/T_o} \left(1 + \frac{(T - T_o)}{T_o} \frac{42.9 - 3T_o}{T_o} \right) \\ &\sim T_o^{-3} e^{-42.9/T_o} \left(1 + \frac{T - T_o}{T_o} \right)^{(42.9 - 3T_o)/T_o} \\ &\sim \epsilon(T_o) \left(\frac{T}{T_o} \right)^{(42.9 - 3T_o)/T_o}\end{aligned}$$

That is

$$\epsilon(T) \sim \left(\frac{T}{T_o} \right)^{40} N_\alpha^2$$

This steep temperature dependence is the reason the He flash is delicately dependent on conditions in the core.

2.1.10 Red giant burning and the neutrino magnetic moment

Prior to the helium flash, the degenerate He core radiates energy largely by neutrino pair emission. The process is the decay of a plasmon - which one can think of as a photon "dressed" by electron-hole excitations, thereby acquiring an effective mass of about 10 keV. The photon couples to a neutrino pair through a electron particle-hole pair that then decays into a $Z_o \rightarrow \nu\bar{\nu}$.

If this cooling is somehow enhanced, the degenerate helium core would be kept cooler, and would not ignite at the normal time. Instead it would continue to grow until it overcame the enhanced cooling to reach, once again, the ignition temperature.

One possible mechanism for enhanced cooling is a neutrino magnetic moment. Then the plasmon could directly couple to a neutrino pair. The strength of this coupling would depend on the size of the magnetic moment.

A delay in the time of He ignition has several observable consequences, including changing the ratio of red giant to horizontal branch stars. Thus, using the standard theory of red giant evolution, investigators have attempted to determine what size of magnetic moment would produce unacceptable changes in the astronomy. The result is a limit on the neutrino magnetic moment of

$$\mu_{ij} \lesssim 3 \cdot 10^{-12} \text{electron Bohr magnetons}$$

This limit is more than two orders of magnitude more stringent than that from direct laboratory tests.

2.1.11 Carbon burning

The most abundant elements are H, He, C, and O, with the C/O ratio ~ 0.6 . We have seen that the 3α process producing ^{12}C proceeds because of two fortuitous features of the nuclear

physics: 1) there is a very small difference between the mass of two α s and ${}^8\text{Be}$ (recall the abundance of ${}^8\text{Be}$ depends on this mass difference); 2) there is a 0^+ resonance in ${}^{12}\text{C}$ that allows resonant capture of an α on ${}^8\text{Be}$.

After ${}^{12}\text{C}$ is produced, one could imagine that additional α capture might be easier: there is a series of stable even Z-even N nuclei: ${}^{12}\text{C}$, ${}^{16}\text{O}$, ${}^{20}\text{Ne}$, ... But there is an important question: is there a resonance in ${}^{16}\text{O}$ that might allow the synthesis to continue?

The structure of ${}^{16}\text{O}$ is shown in the figure. The mass of ${}^{12}\text{C}+\alpha$ is 7.162 MeV. If we calculate the most effective energy E_o for this reaction at a temperature $T_8 \sim 2$, we obtain 300 keV. But there is no state in ${}^{16}\text{O}$ at 7.462 MeV: the nearest candidates are below threshold, a 1^- state at 7.12 MeV and a 2^+ state at 6.92 MeV. These states would allow ${}^{12}\text{C}+\alpha$ to proceed by p-wave (E1) and d-wave (E2) capture.

This situation is very complicated, with interfering subthreshold resonances. Through a variety of measurements the S-factor has been estimated at 0.3 MeV-b. By our usual techniques one can calculate the reaction rate for a ${}^{12}\text{C}$ nucleus

$$\omega_{12C} = \left(\frac{N_\alpha}{7.5 \cdot 10^{26}/\text{cm}^3} \right) 2.2 \cdot 10^{13}/\text{sec} \ e^{-69.3/T_8^{1/3}} T_8^{-2/3}$$

Note that $N_\alpha = 7.5 \cdot 10^{26}/\text{cm}^3$ corresponds to a red giant density of $10^4 \text{ g}/\text{cm}^3$ and an α fraction of 0.5. Evaluating this yields

$$\omega_{12C} = \left(\frac{N_\alpha}{7.5 \cdot 10^{26}/\text{cm}^3} \right) \begin{bmatrix} 1.76 \cdot 10^{-17}/\text{sec} \ T_8 = 1 \\ 1.79 \cdot 10^{-11}/\text{sec} \ T_8 = 2 \end{bmatrix}$$

These numbers correspond to ${}^{12}\text{C}$ lifetimes of $1.8 \cdot 10^9 \text{ y}$ and $1.8 \cdot 10^3 \text{ y}$, respectively.

The net result is that the helium burning in a typical red giant is accompanied by relatively effective conversion of carbon to oxygen: the end ratio is about $\text{C}/\text{O} \sim 0.1$. (This number can vary a lot depending on the red giant mass: see Clayton. Note that Clayton's treatment

is a little different from ours numerically.) Significant subsequent conversion of ^{16}O to ^{20}Ne does not occur because the 2^- resonance in Ne that is in the vicinity of the most effective energy has the wrong parity: since the α and ^{16}O have positive parity, $L=2$ capture produces a 2^+ state, not a 2^- . Thus the essential elements for life, carbon and oxygen, are the principle products of red giant burning.